


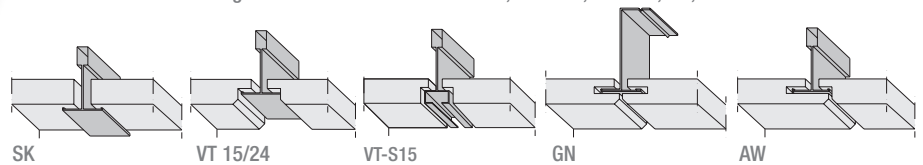


THERMATEX Symetra Rg 4 - 16 / 4 x 4 (hole blocks)



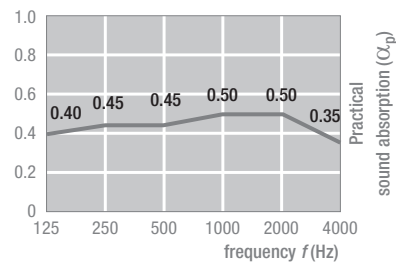
THERMATEX Symetra is a regularly perforated mineral panel from AMF that is part of the Material and Design range. Surface perforations create a geometric effect that is harmonious and elegant. A wide range of perforations sizes and holes centres can be produced, creating a variety of visual appearances. The choice of perforation patterns, sizes and edge details combined with fire protection and sound absorption gives a wide scope for contemporary ceiling design.

- SYSTEM**
- C** Exposed Grid System, demountable ceiling
 - F** Free span system, with exposed or concealed suspension
 - I** Bandrastrer system, with exposed or concealed suspension
 - A** Concealed system, panels demountable / not demountable
- Dimensions**
- 600 x 600 mm, 625 x 625 mm, 300 x 1200mm, 300 x 1800mm
- Thickness / Weight**
- 15 mm (c. 4.0 kg/m²), 19 mm (c. 5.5 kg/m²) (System F, I and A only available in 19 mm)
- Colour**
- White similar to RAL 9010
- Edge details**
- SK, VT15/24, VT-S15F, AW, GN

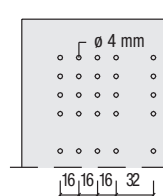


TECHNICAL PERFORMANCE

- Reaction to fire**
- A2-s1, d0 as per BS EN 13501-1
- Fire protection**
- F30 - F90 as per DIN 4102 part 2 (according to test certificate)
- Sound Absorption**
- EN ISO 354
 - $\alpha_w = 0.50$ as per BS EN ISO 11654
 - NRC = 0.50 as per ASTM C 423
- Light reflectance**
- up to 87%
- Thermal conductivity**
- $\lambda = 0.052 - 0.057$ W/mK as per DIN 52612
- Humidity**
- up to 90% RH



Rg 4 - 16 / 4 x 4 (hole blocks)



- Hole diameter: 4.0 mm
- Hole centres: 16/32 mm
- Drilling: Round holes, surface drilled
- $A_0=3.5\%$ Open area

Due to reproduction processes colours shown in this catalogue may differ from the actual product colour. Product selection should always be made from AMF samples. All details and technical information stated in this brochure or other publicity material referring to AMF ceiling systems are based on test reports obtained under laboratory conditions. It is the responsibility of the customer to ensure that this data is suitable for the proposed application.

All information provided is based on current technical data. Further relevant test reports, assessments and installation guidelines are available. All system details conform with current standards and are based on the use of AMF products and system components. AMF accepts no liability or responsibility for use of third party components, or for any variations to conditions stipulated in test data. Mixing of production batches is not recommended.

All technical data is subject to change without prior notice and is governed by AMF Terms and Conditions of Sales. This catalogue supersedes all previous editions. Errors and omissions excepted. Printing errors excepted.



Knauf AMF GmbH & Co. KG

Elsenthal 15

D-94481 Grafenau, Germany

Phone +49 (0) 8552 / 422-0 - Fax +49 (0) 8552 / 422-32

info@knaufamf.de - www.amfceilings.com